

TIME MACHINE JOURNAL

CREATED BY:

Joseph S. Mifsud

LENGTH OF LESSON:

Construction Activity – 1 Class Period – Completed At Home

20 Minutes – In Class and At Home – Continuous Throughout The Year.

GRADE LEVEL:

Adaptable From 5th Grade to 11th Grade

OBJECTIVES:

Students writing as themselves in a time in the near future will be historians on a secret government Time Machine Project. As they visit times throughout history (eras and events we have studied) they will write and illustrate their observations in their *Time Machine Journal*. The role of the student is as a participant in the event. As they assume the role of an individual of the past they will retain their identity.

The student will be able to express a first person understanding of the topics being discussed.

MATERIALS:

- ❖ **File Folder**
- ❖ **Sheet of Brown or Black Construction Paper**
- ❖ **One Copy of Worksheet #1 (Journal Sheet One Sided)**
- ❖ **Nine Copies of Worksheet #2 (Journal Sheet Double Sided)**
- ❖ **Glue**
- ❖ **Long Arm Stapler**
- ❖ **1 inch role of Masking Tape.**
- ❖ **Brown Paste Shoe Polish**

PROCEDURE:

- ❖ **Fold the brown construction paper hamburger style.**
- ❖ **Place it on the closed file folder- trace the construction paper edge – cut the file folder.**
- ❖ **Glue the construction paper into the inside of the file folder creating the inside cover of a book.**
- ❖ **Rip the masking tape into small pieces covering and overlapping the front cover of the file folder.**
- ❖ **Using brown paste shoe polish, rub it onto the cover- let dry – creating a leather-like look.**
- ❖ **Take one sheet of worksheet #1 and nine sheets of worksheets #2 and staple into file folder creating a leather-like journal.**
- ❖ **As you finish each unit of study or event present the students with a prompt to respond to. *Examples included**

ASSESSMENT:

After circulating and checking for accuracy have students randomly read their selection, evaluating them for historical accuracy as well as a first person understanding of being involved in the event.

TAH GRANT REFERENCES:

Retelling key events: Beth Scarbrough – First Summer Institute
Story Telling and American Heroes: Dr. Dennis Dennin – Second Summer Institute

STANDARDS:

SS.8.A.1.1 – Primary and Secondary Sources

SS.8.A.1.2 – Charts and Graphs

SS.8.A.1.6 – Interpretations of key Events and Issues


SS.8.A.1.7 – Art, Writing, Music, and Artifacts

STANDARD 2: North American Settlement

STANDARD 3: American Revolution

STANDARD 4: Westward Expansion





TRACE



CUT



PASTE




TEAR AND TAPE






TAPE ALL OF FRONT



RUB WITH BROWN PASTE SHOE POLISH



STAPLE PAPERS INTO JOURNAL



Time Machine Journal

EXAMPLES OF SELECTED PROMPTS

1 You are an American Diplomat wanting to buy New Orleans....tell us the story of why you wanted New Orleans and why and how you ended up with the Louisiana Territory.

2. You are a member of the Lewis and Clark expedition – Talk about the journey and experiences.

3. You are a Native American from the Great Plains – talk about your meeting with the White Americans of the Lewis and Clark Expedition.

4. You are an American Sailor of the captured Philadelphia and were put into slavery by the Barbary Pirates of North Africa....Tell Your Story.

5. You are an American volunteer under Lt. Decatur and attacked the pirates and burned down the Philadelphia.... Tell Your Story.

6. You are an American backwoodsman in Andrew Jacksons army defending New Orleans in the major battle of 1815.... Tell Your Story.

7. You are a British soldier in the British army attacking New Orleans in the major battle of 1815.... Tell Your Story.

8. You are a Cherokee Indian forced off your land and forced to move west by the United States Government under orders by then President Andrew Jackson.... Tell Your Story.

9. You are a soldier at the doomed Texas Mission of The Alamo facing the Mexican Armies of Santa Anna..... Tell Your Story.
(Remember you have to be killed before you transport to your next destination).

10. You are part of the American Expeditionary force attacking Mexico City, defeating Mexico and giving the United States the southwest corner of north America. Tell Your Story.

11. Describe your life as a plantation slave.

12. As a factory owner describe your factory and how it works.

13. You are a Polish Jew that was ordered first to a ghetto, then transported to Auschwitz where family members were murdered, finally you were in a concentration camp, participated in the Death March, and were either liberated or killed (before transporting to your next destination).